

MENTOR HARBOR MEMBERSHIP & PRICING GUIDE

"WHERE YOUR FUTURE IS WRITTEN ON THE WATER"

MHYC
5330 CORONADA DR.
MENTOR, OHIO 44060
440-257-7214
MEMBERSHIP@MHYC.US

MEMBERSHIP CATEGORIES

**MONTHLY DUES
&
CAPITAL**

PAID EACH MONTH OR ON A YEARLY BASIS,
IN ADVANCE.

MEMBERSHIP CATEGORY
FULL MEMBERSHIP

MONTHLY	ANNUAL
\$362 DUES \$90 CAPITAL	\$5424

MEMBERSHIP CATEGORY
SOCIAL MEMBERSHIP

MONTHLY	ANNUAL
\$218.50 DUES \$45 CAPITAL	\$3162

MEMBERSHIP CATEGORY
SUB CLASSIFICATION-
YACHTSMAN

MONTHLY	ANNUAL
\$290 DUES \$60 CAPITAL	\$4200

MEMBERSHIP CATEGORY
JUNIOR MEMBERSHIP
27-34

MONTHLY	ANNUAL
\$209.50 DUES \$25 CAPITAL	\$2814

MEMBERSHIP CATEGORY
NON-RESIDENT

MONTHLY	ANNUAL
\$362 DUES* \$90 CAPITAL*	\$2712

CERTIFICATE FEES










CERTIFICATE FEE

ONE-TIME FEE PAID PRIOR TO INITIATION OF
NEW MEMBER

FULL MEMBERSHIP	\$3500
YACHTSMAN	\$1500
SOCIAL MEMBERSHIP	\$1000
JUNIOR MEMBERSHIP	\$500
NON-RESIDENT	\$1000

*BILLED MAY THRU OCTOBER | BILLING BEGINS APRIL THRU
SEPTEMBER

MEMBERSHIP BENEFITS

MEMBERSHIP CATEGORY	VOTING RIGHTS	BOAT DOCKAGE	AMENITIES
FULL MEMBERSHIP			
SUB CLASSIFICATION-YACHTSMAN			
SOCIAL MEMBERSHIP			
JUNIOR MEMBERSHIP			
NON-RESIDENT			

DOCK FEE

\$55/PER FT.*

CHANNEL FEE

\$19.50/PER FT.**

WINTER STORAGE

\$19.50/PER FT.***

ANNUAL DOCK FEES

**DOCK &
CHANNEL FEE**

ANNUAL FEE FOR DOCKING-PAID AFTER
DOCK HAS BEEN ASSIGNED

*DOCK FEE IS CALCULATED BY BOAT LENGTH OR DOCK LENGTH-WHICHEVER IS LONGER

**CHANNEL FEE IS CALCULATED BY BOAT LENGTH

***INCLUDES HAUL-OUT, PRESSURE WASH AND SPRING LAUNCH

SAMPLE SCHEDULE OF FEES

FULL MEMBERSHIP

This sample is based on a 30' sail boat on a 45' dock with Full Membership.

Certificate Fee (one-time) \$3500 + tax

Monthly Dues	\$362 + tax
Monthly Capital	\$90 + tax
Monthly Minimum	\$75 (10 month duration)

Electrical Fee (1x per yr.) \$25.00

Electrical Charge**	\$15-25
---------------------	---------

**Below is an estimated breakdown of what your first month invoice will look like.
This is only an estimate.**

Certificate fee (1x charge)	\$3753.75
Dockage Charge (1x per yr.)	$\$27.50^* \times 45' = \1237.50^*
Channel Fee (1x per yr.)	$\$19.50 \times 30' = \585.00
Electrical Fee (1x per yr.)	\$25.00
Electrical Charge	\$20.00***
Food Purchases	\$75.00 (will vary)
Monthly Dues (+tax)	\$388.25
Capital Dues (+tax)	\$96.53
First Statement (estimated) total	\$6181.03

Disclaimer: These calculations are an estimate and should not serve as a contract or statement promising these charges.

Dockage-dockage is calculated by the length of the boat or the length of the dock, whichever is longer. This estimate includes a 45' dock which at the time of this estimate was available and was chosen due to the most compatible length to the proposed boat. Should you prefer a longer dock or you have a pool float attached to the back of your boat this will change the pricing.

****notates that the prospective member chooses the 2 year membership option which includes half off dockage fees for the first year and after the first year a rate of \$55/per ft.***

*****Electrical charge is an estimate and is determined through a calculation handled by the Harbormaster and Harbor Chair.***

******Estimated charge-will vary month to month, based on usage.***

SAMPLE SCHEDULE OF FEES YACHTSMAN

This sample is based on a 28' sail boat on a 45' dock with Yachtsman Membership.

Certificate Fee (one-time) \$1500 + tax

Monthly Dues	\$290 + tax
Monthly Capital	\$60 + tax
Monthly Minimum	\$75 (10 month duration)
Electrical Fee (1x per yr.)	\$25.00
Electrical Charge**	\$15-25

**Below is an estimated breakdown of what your first month invoice will look like.
This is only an estimate.**

Certificate fee (1x charge)	\$1608.75
Dockage Charge (1x per yr.)	\$27.50* x 45' = \$1237.50*
Channel Fee (1x per yr.)	\$19.50 x 28' = \$546.00
Electrical Fee (1x per yr.)	\$25.00
Electrical Charge	\$20.00***
Food Purchases	\$75.00 (will vary)
Monthly Dues (+tax)	\$311.03
Capital Dues (+tax)	\$64.35
First Statement (estimated) total	\$3887.63

Dockage-dockage is calculated by the length of the boat or the length of the dock, whichever is longer. This estimate includes a 45' dock which at the time of this estimate was available and was chosen due to the most compatible length to the proposed boat. Should you prefer a longer dock or you have a pool float attached to the back of your boat this will change the pricing.

Disclaimer: These calculations are an estimate and should not serve as a contract or statement promising these charges.

****notates that the prospective member chooses the 2 year membership option which includes half off dockage fees for the first year and after the first year a rate of \$55/per ft.***

*****Electrical charge is an estimate and is determined through a calculation handled by the Harbormaster and Harbor Chair.***

******Estimated charge-will vary month to month, based on usage.***

SAMPLE SCHEDULE OF FEES YACHTSMAN-JET SKI WITH DOCK

This sample is based on a Jet Ski with a Jet Ski dock.

Certificate Fee (one-time) \$1500 + tax

Monthly Dues	\$290 + tax
Monthly Capital	\$60 + tax
Monthly Minimum	\$75 (10 month duration)
Jet Ski Dock	\$295.00 (+ \$275 access)

**Below is an estimated breakdown of what your first month invoice will look like.
This is only an estimate.**

Certificate fee (1x charge)	\$1608.75
Annual Charge (1x per yr.)	\$275.00
Dockage Charge (1x per yr.)	\$295.00
Food Purchases	\$75.00 (will vary)
Monthly Dues (+tax)	\$311.05
Capital Dues (+tax)	\$64.35
First Statement (estimated) total	\$2629.15

Disclaimer: These calculations are an estimate and should not serve as a contract or statement promising these charges.

SAMPLE SCHEDULE OF FEES YACHTSMAN-15' DRYSAIL

This sample is based on a 15' sail boat in Drysail with Yachtsman Membership.

Certificate Fee (one-time)	\$1500 + tax
Monthly Dues	\$290 + tax
Monthly Capital	\$60 + tax
Monthly Minimum	\$75 (10 month duration)
Dry Sail Area (Boats under 15')	\$275.00

Below is an estimated breakdown of what your first month invoice will look like.
This is only an estimate.

Certificate fee (1x charge)	\$1608.75
Dry Sail Charge (1x per yr.)	\$275.00
Food Purchases	\$75.00 (will vary)
Monthly Dues (+tax)	\$311.05
Capital Dues (+tax)	\$64.35
First Statement (estimated) total	\$2334.15

Disclaimer: These calculations are an estimate and should not serve as a contract or statement promising these charges.

SAMPLE SCHEDULE OF FEES YACHTSMAN-20' DRYSAIL

This sample is based on a 20' sail boat in Drysail with Yachtsman Membership.

Certificate Fee (one-time)	\$1500 + tax
Monthly Dues	\$290 + tax
Monthly Capital	\$60 + tax
Monthly Minimum	\$75 (10 month duration)
Dry Sail Area (Boats 16' & up)	\$24.25/per ft.

**Below is an estimated breakdown of what your first month invoice will look like.
This is only an estimate.**

Certificate fee (1x charge)	\$1608.75
Dry Sail Charge (1x per yr.)	\$485.00
Food Purchases	\$75.00 (will vary)
Monthly Dues (+tax)	\$311.05
Capital Dues (+tax)	\$64.35
First Statement (estimated) total	\$2544.15

Disclaimer: These calculations are an estimate and should not serve as a contract or statement promising these charges.

SAMPLE SCHEDULE OF FEES SOCIAL MEMBERSHIP

Certificate Fee (one-time)	\$1000 + tax
Monthly Dues	\$218.50 + tax
Monthly Capital	\$45 + tax
Monthly Minimum	\$75 (10 month duration)

Below is an estimated breakdown of what your first month invoice will look like. This is only an estimate.

Certificate fee (1x charge)	\$1072.50
Food Purchases	\$75.00 (will vary)
Monthly Dues (+tax)	\$234.34
Capital Dues (+tax)	\$48.26
First Statement (estimated) total	\$1430.10

Disclaimer: These calculations are an estimate and should not serve as a contract or statement promising these charges.

MHYC MISSION STATEMENT

**WE WILL PROVIDE THE HIGHEST LEVELS OF
MEMBER ENJOYMENT AND SATISFACTION.**

WE WILL ACHIEVE THIS THROUGH:



**ACTIVE BOATING PROGRAMS, SOCIAL AND RECREATIONAL
ACTIVITIES THAT PROMOTE CAMARADERIE**



**WELL TRAINED AND EMPOWERED STAFF THAT DELIVERS A
SUPERIOR LEVEL OF MEMBER SATISFACTION**



**EMPHASIZING FAMILY ACTIVITIES, THE CLUB'S CULTURE
AND THE CLUB'S HISTORY**



A PROACTIVE LEADERSHIP RESPONSE TO THE MEMBERSHIP




FISCAL RESPONSIBILITY



MODERN AND WELL MAINTAINED FACILITIES

MHYC AMENITIES

- 174 FLOATING DOCKS
- 2-PRIVATE BEACHES
- PROTECTED HARBOR
- ON-SITE HAUL OUT
- JET-SKI DOCKS
- PRIVATE PARKING LOT
- ADULT & CHILDREN POOLS
- FULL BAR & RESTAURANT
- SKEET SHOOTING
- FULL SERVICE GAS & DIESEL DOCK
- POOL DECK BAR & PATIO
- CATERING & BANQUET SERVICES
- FULL EVENT CALENDAR
- SHIP STORE
- ON SITE LAUNDRY
- ON SITE SHOWERS
- BOATING CLASSES
- CHILDREN'S SAIL CAMP
AND MORE!



MENTOR HARBOR YACHTING CLUB

APPLICATION PROCESS INFORMATION

READ AND COMPLETE NEW MEMBER APPLICATION
IN FULL AND SUBMIT TO MEMBERSHIP DIRECTOR

WHEN THE APPLICATION PROCESS IS COMPLETE,
THE CLUB WILL POST THE APPLICANT'S NAME FOR A
PERIOD OF TIME BEFORE ACCEPTANCE.

ALL PROSPECTIVE MEMBERS SHALL BE PRESENTED
TO THE BOARD OF DIRECTORS FOR ACCEPTANCE.

WHEN/IF THE POTENTIAL MEMBER HAS BEEN
APPROVED HE/SHE WILL BE NOTIFIED BY THE
MEMBERSHIP DIRECTOR AND WELCOME INTO THE
MHYC FAMILY.

*ALL POTENTIAL MEMBERS ARE SUBJECT TO A BACKGROUND AND CREDIT
CHECK. ALL MEMBERS ARE SUBJECT TO MHYC BY-LAWS, CODE OF
REGULATIONS AND RULES.*

IN THE MEAN TIME MAKE SURE TO LIKE US ON FACEBOOK
AND CHECK OUT OR YOUTUBE CHANNEL.



QUESTIONS OR TO EMAIL APPLICATION EMAIL: MEMBERSHIP@MHYC.US